

HEALTH & WELLBEING BOARD

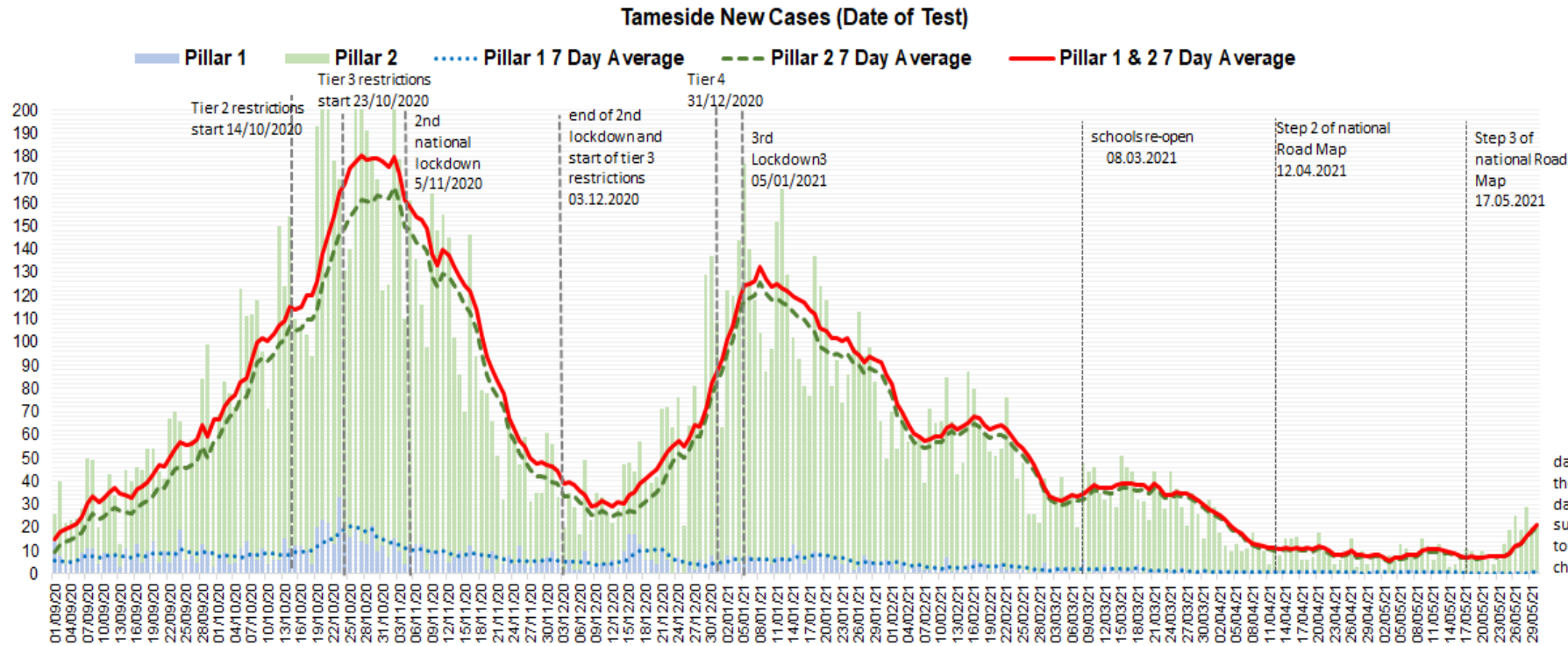
17 June 2021

Please note – the following slides contain data and information which will be updated closer to the time of the meeting

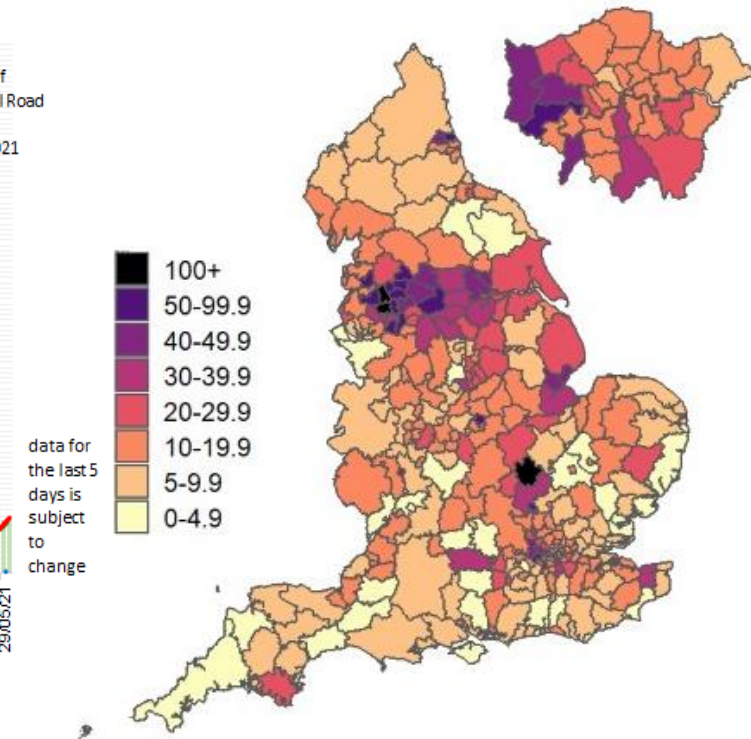
Tameside Covid 19 Update & Enduring Transmission Jeanelle de Gruchy & James Mallion



CURRENT INFECTION (1)



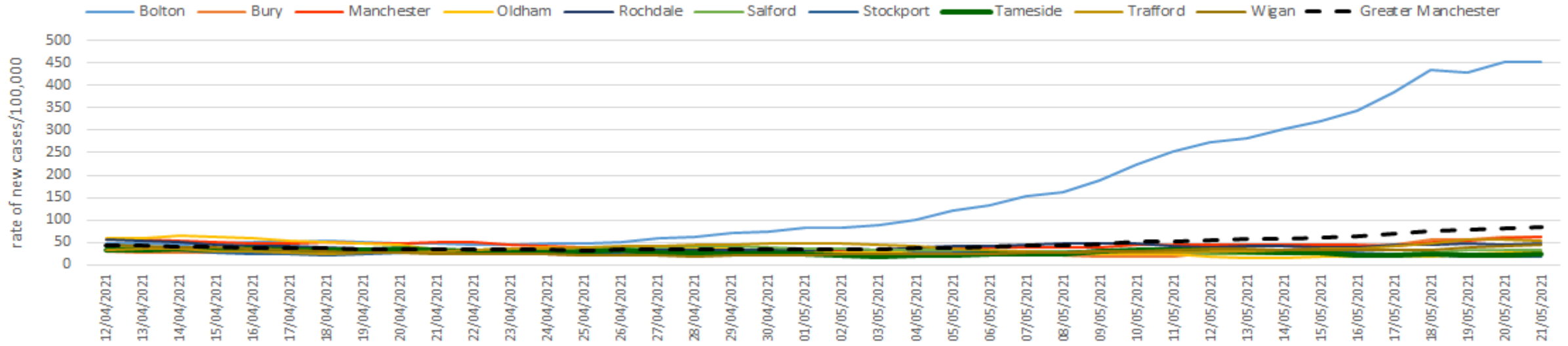
Weekly case rates per 100,000 population by local authority 13 May to 19 May 2021



- Large increases in the case rate across Tameside in the last two weeks – all Greater Manchester (GM) boroughs are now in an ‘epidemic phase’, i.e. the next wave.
- Delta variant now the dominant COVID strain in all GM boroughs
- Highest rates in working age adults / increases in younger people.
- Ongoing increase in mobility alongside easing of lockdown which will increase the potential for transmission.
- Greater Manchester now an ‘Enhanced Resource Area’ (ERA) – some extra resource to help contain COVID.

CURRENT INFECTION (2)

New Confirmed cases (pillar I & II combined)
7 day rolling total/100,000 (for the previous 6 weeks)



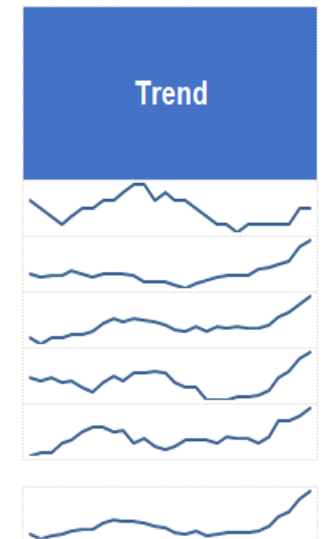
Tameside Transmission Characteristics

Tables based on data from 2nd May - 29th May 2021

Cases Per 100k (7 Day Rolling Rate)

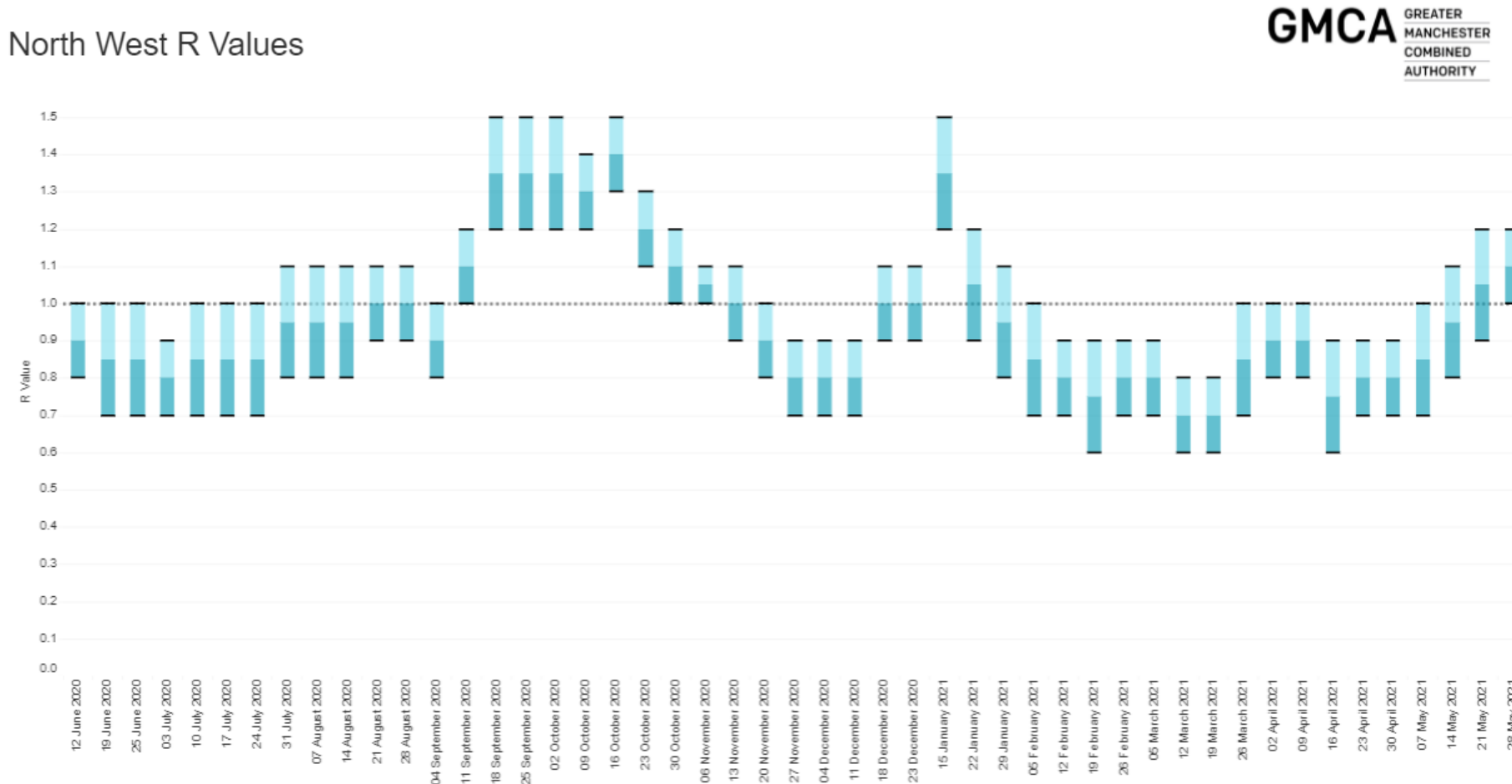


Age Band	02/05/2021	03/05/2021	04/05/2021	05/05/2021	06/05/2021	07/05/2021	08/05/2021	09/05/2021	10/05/2021	11/05/2021	12/05/2021	13/05/2021	14/05/2021	15/05/2021	16/05/2021	17/05/2021	18/05/2021	19/05/2021	20/05/2021	21/05/2021	22/05/2021	23/05/2021	24/05/2021	25/05/2021	26/05/2021	27/05/2021	28/05/2021	29/05/2021	
65+	10	7	5	2	5	7	7	10	10	12	15	15	10	12	10	10	7	5	2	2	0	2	2	2	2	2	2	7	7
45-64	17	13	15	15	18	17	13	17	17	17	15	10	10	10	7	5	8	12	13	15	15	15	20	22	23	26	38	43	
30-44	28	18	28	30	35	35	41	55	62	58	64	60	58	51	44	41	48	41	48	46	48	46	46	53	67	76	90	104	
16-29	54	52	54	49	52	43	38	49	57	52	60	60	62	60	49	43	43	30	30	30	33	33	35	41	54	62	76	84	
0-15	7	9	9	20	22	31	35	35	31	33	20	24	15	13	15	22	22	22	20	26	24	24	20	26	42	42	46	55	
Total	22	19	21	22	25	26	26	32	34	33	33	31	29	27	23	23	24	21	22	23	23	23	24	28	37	41	50	57	



RATE OF CHANGE

- R in NW has increased and is now estimated to be above 1, at 1.0 – 1.2.
- The doubling time for all boroughs in GM is approximately one week (with the exception of Bolton where rates are reducing).



Source: Department of Health and Social Care & Scientific Advisory Group for Emergencies, Updated 01/08/2021 16:40:11

Impact of Increased Cases (1)

- Vaccine efficacy still high but second dose even more important against Delta variant.
- Lower risk of high mortality, currently low level of people in hospital with Covid-19 (including intensive care)
 - ...but impact on hospitalisation of rise in cases not yet clear.
- And ongoing risk of high disruption (e.g.. Primary care / long Covid / gaps in education).
- Evidence of **enduring transmission** in Tameside driven by wider determinants of health (employment patterns; poverty; people living in poor health).

Impact of Increased Cases (2)

- Greater Manchester is now a designated 'Enhanced Response Area'.
- We are working on more targeted responses to tackling the pandemic through work around testing, vaccination and support for isolation.
- Emerging Actions (to follow).